

SHARFADI.COM

Website: www.sharfadi.com

Email: info@sharfadi.com

Call & WhatsApp: +2349035830253.

Facebook: <https://facebook.com/journalistsharfadi>

Twitter: www.twitter.com/bjournalist55

Instagram: www.instagram.com/journalist55


TAKARDAR SANIN MAKAMA GA DALIBAN DA ZASU ZANA JARABAWAR JAMB 2018

Rubutawa/Tsarawa: *Basheer Journalist Sharfadi*

(Shugaban Cibiyar Bincike Da Wayar Da Kai Akan Amfani Da Shafukan Sadarwa Ta Sharfadi.com).

No. 31. Sharfadi Quarter, Kano Nigeria.

Suna: _____



#BasheerSharfadi #GaskiyaDaGaskiya

Gabatarwa:

Assalamu Alaikum warahmatullahi wa barakatuhu, wannan takardar ce da zata kunshi muhimman bayanai dangane da Jarabawar **Jamb** tun daga ma'anar ta, tarihin ta, da Sharudanta da kuma yadda ake yinta, me kuma ake bukata idan za'ayi ta ? sannan me yasa ake yin ta.

Cibiyar **Sunnah News Nigeria** itace ta shirya wannan takarda domin amfanar daliban da zasu zana jarabawar a wannan karon da wadanda zasu zo nan gaba domin dai ganin an gudu tare an kuma tsira tare.

Cibiyar ta zabi harshen **Hausa** domin yin rubutun akai domin 'yan uwan mu hausawa masu karancin kwarewa a yaren turanci su samu damar amfana da ita, kuma an yi takardar ne domin amfanin su, masana sun hadu akan irin yadda harshen uwa yake da matuƙar tasiri wajen isar da sako don haka muka ga mafi dacewa kuma mafi taimako ga dalibai na yankin da muke ciki shine muyi amfani da harshen hausa domin isar da sakon cikin kankanin lokaci, sai ku biyo mu.

Sharadi:

Ba'a yarda wani ko wata tayi amfani da wannan takarda ko tayi kwafi dinta ba tare da iznin marubucin ba.

Mecece Jarabawar Jamb?

Jarabawar Jamb Jarabawa ce da dalibai ke yinta domin neman samun gurbin karatu a jimi'o'l da kwalejoji da kuma makarantun kimiya da fasaha wadda wata hukuma da ake kira da JOINT ADMISSION AND MATRICULATION BORD (JAMB) take shiryawa kuma ake kiran jarabawar da sunan hukumar ana yin ta sau daya (1) a shekara akwai adadin makin da ko wace makaranta take bukatar mai neman shigar ta ya samu,

Jarabawar tana da wasu ka'idoji na sai mutum ya na da sakamakon jarabawar karshe ma'ana ya gama Sakandire ko kuma yana Shekarar karshe wadanda ake kiran su da WAITING RESULT a turance ma'ana wadanda ke zaman tsammanin jiran ganin sakamakon jarabawar su suma ba'a barsu a baya ba sukan zana wannan jarabawar tare da fatan in an dace sai ayi tazarce kai tsaye zuwa makarantun gaba da sakandiren,

Tarihin Jamb

A shekarar 1974 lokacin a kasar nan ana da a jami'o'l guda bakwai (7) kuma ko wacce tana tsara yin jarabarwar neman shigarta ne akaran kanta ga daliban dake da sha'awar shiga, sai a cikin shekarar 1976 zamanin mulkin soja na Olusegun Obasanjo aka samu Karin jami'o'l guda shida (6) sannan aka fara tunanin yadda za'a maida yin jarabawar neman shiga makarantun gaba da sakandire bai daya a lokacin ne gwamnati ta kafa wani kwamiti da zai tsara da kuma lura da yadda al'amuran zasu kasance kar-kashin Mr. M. S. Angulu,

An kirkiri hukumar shirya jarabawar Jamb a shekara ta 1978 sannan an yi wa hukumar garanbawul a shekarar 1989 da 1993 duka wadannan lokuta ana yin jarabawar ne a takarda a shekarar 2009 hukumar ta fuskanci matsaloli a game da jarabawar hakan yasa a shekarar 2013 akayi wani kwarya-kwaryar canji na tsarin gudanar da jarabawar inda aka koma amfani da Computer wajen gudanar da ita saboda wasu dalilai da zasu zo a gaba,

JAMB 2017/2018

Yanzu kuma yar uwa da dan uwa bara mu kutsa cikin batun Jarabawar Jamb din ta wannan shekara wadda muke magana akan ta,

INA SON ZAN YI JARABAWAR JAMB SHIN ME YAKAMATA NAYI?

Dalibin da yake son zana jarabawar jamb a wannan shekara 2018 zai bi mata kai kamar haka:

- i. Dalibi ya mallaki email account (wanda yake yin amfani dashi) sannan ya bude Jamb Profile wanda ake budewa a www.jamb.org.ng sannan yayi printing din (jamb profile details) bayanan profile din nasa wanda zasu turo masa ta email din sa
- ii. Zai tafi da copy Jamb Profile din banki sannan ya biya ₦5,500 ka tabbatar ka rike tailer din da ka biya gudun samun bacin rana, bankin zasu baka (Jamb Pin) wasu bankunan sukance ka koma washe gari bayan ka biya, sannan baya ga wannan hanyar ma ana iya biya online idan ka karbi wannan Pin din dashi zaka je cibiyoyin da ake yin jarabawar Jamb din domin suyi maka register anan za'a cike maka courses din da kake son yi, ko wane dalibi sai yayi jarabawar English sai kuma subject guda uku da suka shafi bangaren da yake so yayi karatu akai ana yin wannan register ne akan kudi ₦700 daga nan zasu baka takarda mai kunshe da bayanan register din daka yi sannan su baka Plate mai kunshi da bayanai akan jarabawar jamb da kuma bangarorin da ake sa ran yin tambayoyi akai da sauran bayanai, sannan za'a baka littafin da zaka karanta wanda jamb suke bayarwa duk shekara a wannan shekara an bayar da littafi mai suna **INDEPENDENCE** wallafar Sarah Ladipo Manyinka,
- iii. Daga nan sai ka jira su fara aiko da sakon inda zakayi jarabawa da lokaci da lambar mazauni wanda a turance ake kiran wannan takarda da (Slip) ,
- iv. Daga nan ya rage na dalibi yaje ya koyi yadda ake sarrafa computer wajen yin jarabawar sannan ya dage da karatu da yin addu'ar samun nasara,

JAMB CBT TRAINING (Jamb Computer Basic Test)

Jamb CBT Training wanda a hausan ce muke cewa bada horo ko gwajin yadda dalibi zai zana jarabawar Jamb da Computer an fara yin sa ne a shekarar 2013 sakamakon maida yin jarabarawar Jamb da Na'ura mai kwakwalwa inda ake nunawa dalibai yadda ake amfani da na'urar da kuma abubuwan da ya kamata mutum ya kiyaye yayin jarabawar,

AMFANIN YIN JAMB A COMPUTER

- i. Samun Sakamako cikin kankanin lokaci,
- ii. Magance matsalar rashin samun cikakken sakamako,
- iii. Magance satar jarabawa,

ME KUMA YA KAMATA NAYI KAFIN RANAR JARABAWA?

1. Ka tabbatar Registration Slip din ka yana hannun ka sannan kayi kwafi din sakamar guda biyu a hannunka,
2. Ka tabbatar kayi gwajin jarabawar a na'ura mai kwakwalwa musamman idan baka da kwarewa akan Computer,

3. Ka ziyarci cibiyar da aka tura ka domin zana jarabawa ka tabbatar da yankin da take yanda ranar jarabawa zaka iya kai kanka kai tsaye ba tare da kwatance ba don gudin makara,
4. Ka tabbatar da Rana da kwanan wata da aka saka zaka yi jarabawar da lambar kujerar da zaka zauna,
5. Ka tabbatar da lokacin da safe ne ko da yamma kuma karfe nawa ne? mafi kyau ka kasance a inda za kayi jarabawa awa daya kafin lokacin jarabawar domin tantacewa,

ME YAKAMATA NAYI A RANAR JARABAWA?

1. Ka tanadi Fensir, Biro da kuma Shafana
2. Ka halarci cibiyar da zakayi jarabawa akan lokaci
3. Ka tabbatar an tantance ka ta kafin jarabawa da bayan kammala jarabawa
4. Kabi dukkan sharuda da ka'idoji da za'a gabatar muku a wajen
5. Kada ka danna Computer har sai an bada umarni
6. Ka nustu sosai domin amsa tambayoyin, don gudun rikicewa a yayin jarabawa
7. Kada kayi "Refresh" na Computer din ko ka danna "Submit" har sai ka kammala jarabawa,

YAYA ZANYI AMFANI DA COMPUTER DOMIN ZANA JARABAWAR?

Abubuwan da zakayi amfani dasu wajen zana jarabawar a Computer sune:

- Keyboard (madannan kwamfiyuta)
 1. Alphabetic (Haruffa)
 2. Numeric (Lambobi)
 3. Directional arrow keys (kibiyoyin zirga-zirga),
- Mouse: ana amfani dashi wajen yin kasa ko kuma sama ko tafiya tambaya ta gaba ko dawowa ta baya,

Misalan yadda zakayi amfani dasu a dakin jarabawa:





Domin Saka Harufan karshe na Reg. No

Domin Saka Reg. No

Domin Yin Submit

YADDA ZAKAYI JAMB BA TARE DA AMFANI DA MOUSE BA

1. Amsohin duka zasu kasance ne “A, B, C, D” idan “A” ce sai ka danna harafin A haka ma sauran harufan,
2. Harafin “N” → domin tafiya tambaya ta gaba,
3. Harafin “P” ← domin komawa tambayar baya,
4. Harafin “S” domin kammala jarabawa “submit”
5. Harafin “R” domin dawowa ga jarabawa,
6. Harafin “C” domin cigaba da jarabawa,



S

C

R

N

P

IDAN KA DUBA SOSAI ZAKA GA SAURAN HARUFAN “A” ZUWA “D”

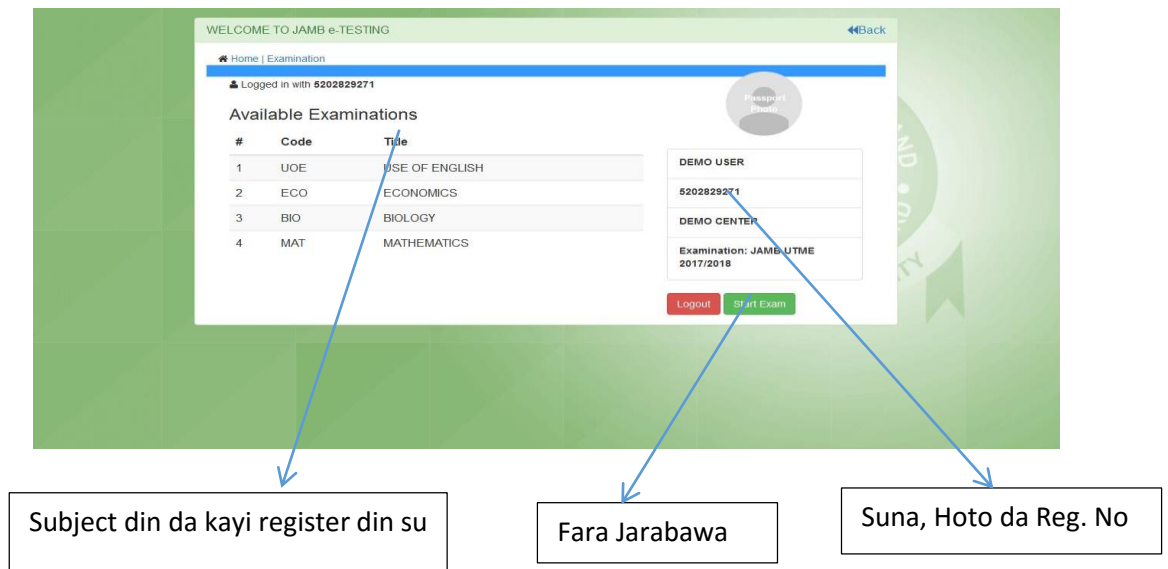
YADDA ZA'A FARA JARRABAWA

Wannan hoton dake kasa irin sa ne kowane dalibi zai gani akan computer din da zai zana jarabawa:



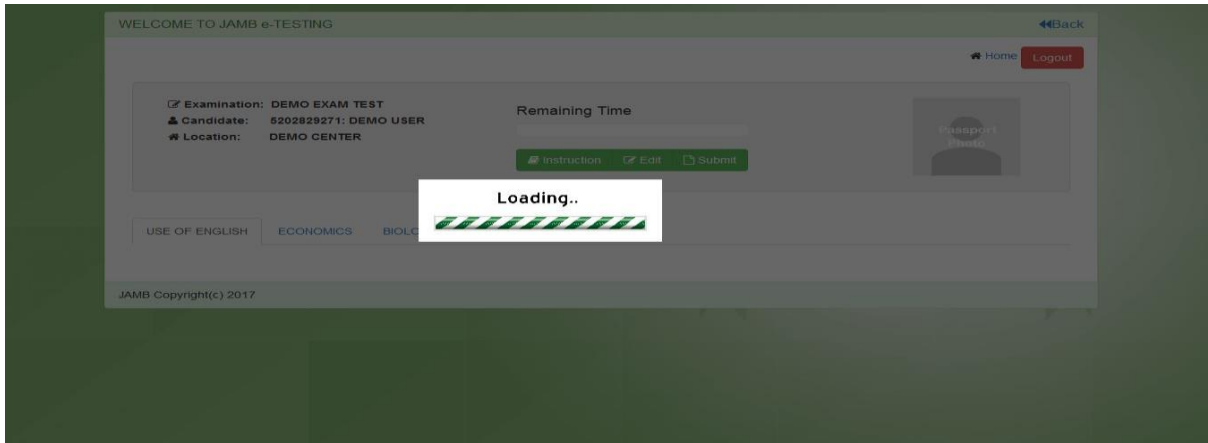
Kamar yadda kuke gani a sama nan shine inda ake saka Reg. No sannan yana karewa ne da Harufa biyu kuma da manyan baki, bayan ka saka sai ka danna **Login**

Bayan ka danna login zai nuna maka irin wannan hoton da kake gani a kasa sunan ka, hotonka da Reg. No da Subject din da zakayi jarabawa a kansu,

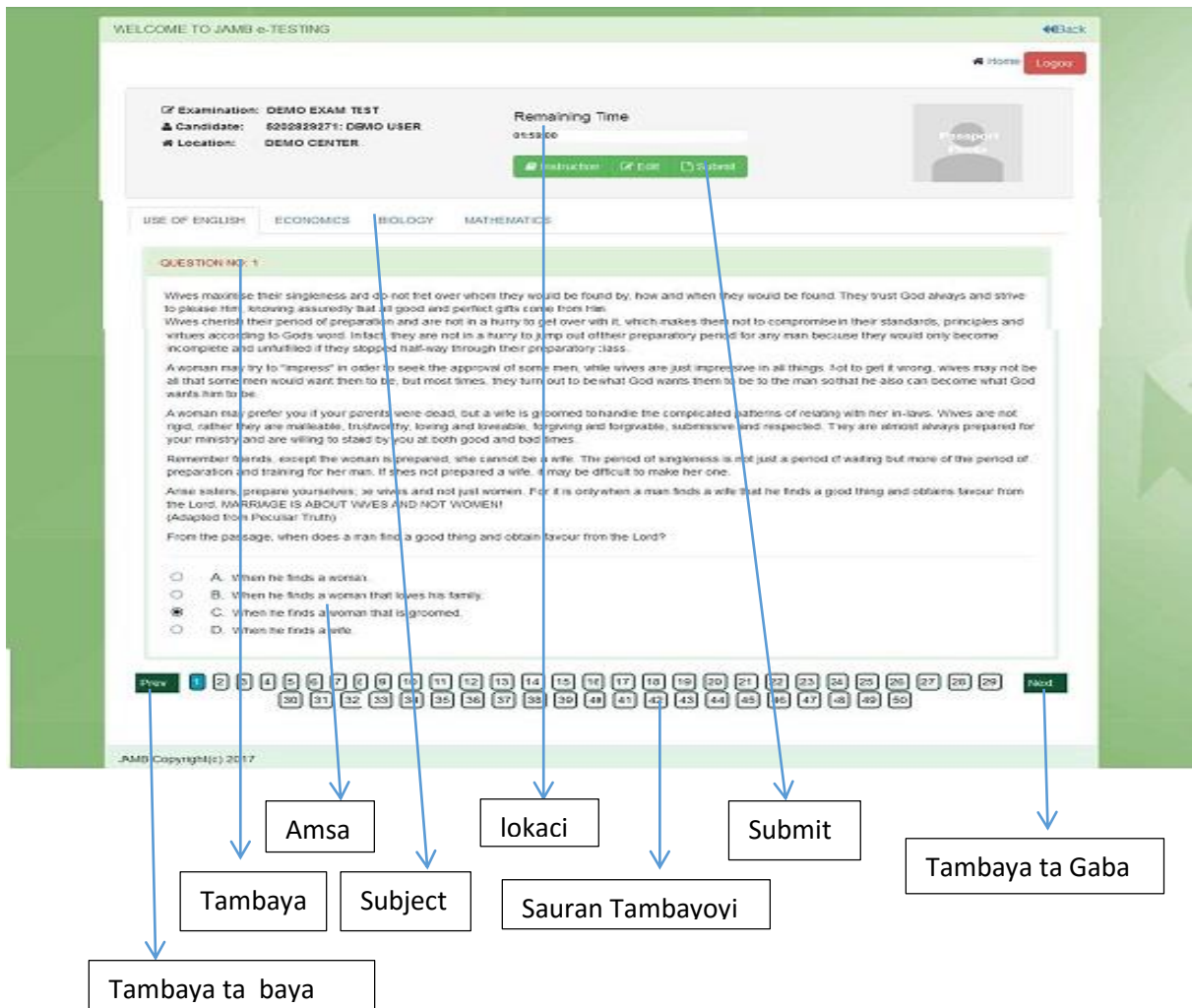


Note: Idan kaga an saka maka subject din da bashi kayi register ba nan take ka sanarwa da masu kula da jarabawar,

daga nan sai ka danna “start exam” ma’ana fara jarabawa shikenan zai yi loading kadan kamar yadda kuke gani a hoton dake kasa,



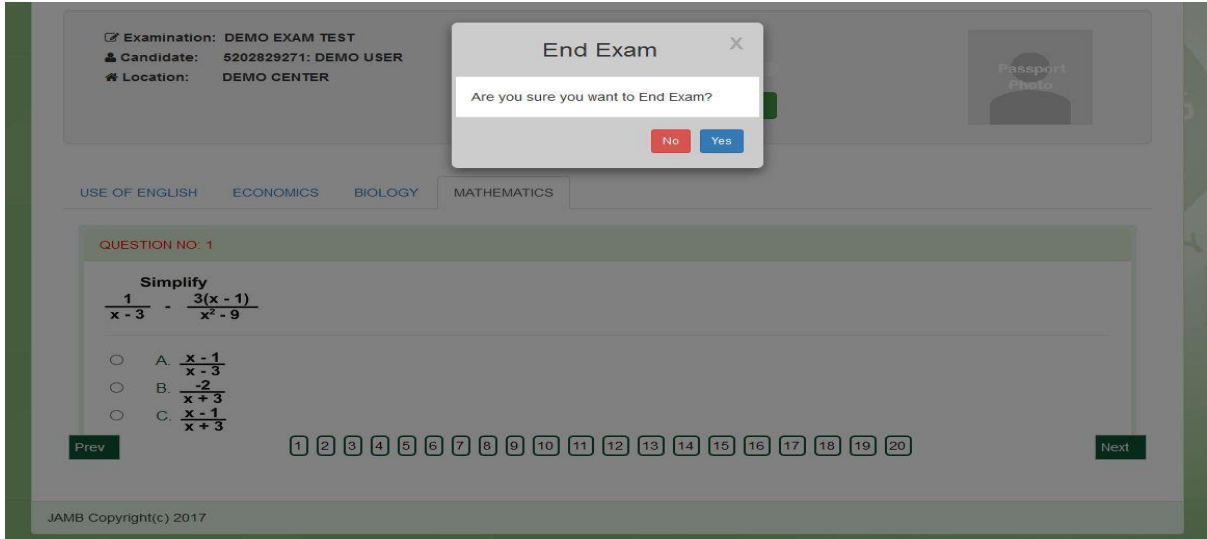
Daga nan zai bude maka jarabawar kamar hoton da zaizo a kasa tambaya da kuma amsoshin ta sai ka zaba sannan a sama yana nuna maka lokaci yana tafiya,



Kamar Yadda kuke iya gani a hoton da yake sama ga bangarori nan daban da ya wajaba ko wane dalibi ya sansu da kuma amfanin su,

Idan dalibi yabi wadannan mata kai ya kammala jarabawar sa to abu na karshe shine “submit” wanda hakan yake nuna cewa ya gama zana Jarabawar sa, kamar yadda kuke gani ga alamar “submit” nan, sai dai wani hanzari ba gudu ba kada kayi kuskuren danna “Submit” ko kuma wani abu da dalibai suke yi na danna “submit” bayan sun gama amsa subject misali sun gama English sai suyi submit in sun gama History ma sai suyi to idan mutum yayi haka yana nufin iya tambayoyin da ya fara amsawa yayi submit to sune kadai wadanda ya amsa,

Idan ka tabbatar ka kammala sai ka danna submit zai fito ma da hoto kamar haka:



Ka tabbatar kana so ka kammala jarabawar ka? Sai ka danna “Yes” ma’ana “Eh” daga nan sai a jira cikin kankanin lokaci ko kasa da yini guda zaka ga an turo maka da sakamakon ka,

Bam-bamcin Jamb 2017 da sauran na baya

1. Zaka amsa duka tambayoyin acikin awa biyu (2) mai makon (3),
2. Use of English: tambayoyi guda (60) ne mai makon (100)
3. Sauran subject guda (3) ko wanne tambayoyi (40) ne mai makon (50),
4. Gabaki daya dalibi zai amsa tambayoyi guda (180) ne mai makon (250)

Anan zan gimtse wannan rubutu nawa tare da fatan Alkhairi da fatan samun nasara ga dukkan yan uwana dalibai da zasu zana wannan jarabawa, naku a koda yaushe:

Basheer Journalist Sharfadi (Abu Hafsah),

Call & WhatsApp: **09035830253**

Website: www.sharfadi.com

Email: info@sharfadi.com

Facebook: www.facebook.com/journalistsharfadi

Instagram: www.instagram.com/journalist55

Twitter: www.twitter.com/bjournalist55

#BasheerSharfadi

#GaskiyaDaGaskiya

#Jamb